

**BOARD OF EDUCATION
SUNSET RIDGE SCHOOL DISTRICT 29
525 SUNSET RIDGE ROAD
NORTHFIELD, ILLINOIS 60093
RETURN TO SCHOOL TASK FORCE MEETING
DECEMBER 7, 2020
3:30 P.M.**

Please join the live open session virtual meeting at 3:30 p.m. by using the following link:

Join Zoom Meeting
<https://us02web.zoom.us/j/86768241989>
Meeting ID: 867 6824 1989
One tap mobile
+13126266799,,86768241989# US (Chicago)
Dial by your location
+1 312 626 6799 US (Chicago)

The Board of Education Secretary will accept public comments via email at: stangee@sunsetridge29.org, until 9:00 a.m. on DECEMBER 7, 2020. Those comments will be read aloud during the Public Comment agenda item and/or entered into the meeting minutes.

AGENDA

1. ROLL CALL
2. APPROVAL OF MINUTES
 - a. Minutes from November 10, 2020 meeting
3. PUBLIC COMMENTS
4. RETURN TO SCHOOL TASK FORCE DISCUSSION
 - 4.1 Review of COVID-19 Metrics
 - 4.2 Discussion: Reflection of Task Force Functioning and Continuous Improvement Efforts
5. UPCOMING MEETINGS:
 - a. January 5, 2021 at 3:30 p.m.
6. ADJOURNMENT

**BOARD OF EDUCATION
SUNSET RIDGE SCHOOL DISTRICT 29
525 SUNSET RIDGE ROAD
NORTHFIELD, ILLINOIS 60093
RETURN TO SCHOOL TASK FORCE MEETING
NOVEMBER 9, 2020
3:30 P.M.**

MINUTES

ROLL CALL: (3:33 p.m.)

Ms. Alpert Knight called the meeting to order at 3:33 p.m. and upon roll call, the following were present via video-conferencing:

Present: Mrs. Peterson, Ms. Alpert Knight, Mr. Subeck

Absent: Mrs. Detlefsen

Also Present: Dr. Stange, Dr. Sukenik, Mrs. Kiedaisch, Mrs. Styczen, Mrs. Dunham, Mrs. Bell, Mrs. Meziere, Mrs. Berkhof, Mrs. Bauer, Mrs. Zogby, Mrs. Peck, Mrs. Mertes, Mrs. Dold, Mrs. Westfall, Approximately 24 virtual participants

DISCUSSION:

2.1 Approval of Minutes

Ms. Alpert Knight motioned to approve the minutes from the October 12, 2020 meeting. Mrs. Peterson seconded the motion. The Board voted as follows:

Yea: Mrs. Peterson, Ms. Alpert Knight, Mr. Subeck

Nay: Mrs. Detlefsen

THE MOTION WAS APPROVED.

3.1 Public Comment

There were no public comments.

4.1 Discussion: Informational Items

The committee discussed the revised structure of the Dashboard including the addition of data for the “North” region of suburban Cook County.

The committee discussed the survey data relative to enrollment between the Thanksgiving holiday and the Winter break, as well as the enrollment data for post-winter break (Trimester II).

4.2 Discussion: Mitigation Strategies

The committee discussed the recommendation to increase mitigation strategies in response to rising metrics, including during mask breaks and outdoor instruction and maintaining the POD structure.

The committee discussed components of a potential “Full Remote” schedule including the expectation that lessons include approximately 1/3 live direct instruction, 1/3 live guided small group work and 1/3 independent work.

Return to School Task Force
November 10, 2020
Page 2

ADJOURNMENT:

At 5:35 p.m., Ms. Alpert Knight moved to adjourn the meeting, and Mr. Subeck seconded the motion. All were in favor.

_____ Board Vice President

_____ Secretary, Board of Education

Approved _____, 2020



SUNSET RIDGE SCHOOL DISTRICT 29

525 Sunset Ridge Road • Northfield, Illinois • 60093

847 881 9400 • Fax: 847 446 6388 • www.sunsetridge29.org

Cultivating a learning community that engages the hearts and minds of students, one child at a time

DISTRICT 29 COVID DATA DASHBOARD

DECEMBER 7, 2020

Level of Resurgence Risk

METRICS	MINIMAL	MODERATE	SUBSTANTIAL
---------	---------	----------	-------------

RESTORE ILLINOIS PLAN	PHASE 5	PHASE 4	PHASE 3
-----------------------	---------	---------	---------

COVID-19 METRICS

REGIONAL POSITIVITY RATE	REGION 9	<=3%	3.1%	TO	8%	>8%	12.5
	REGION 11	<=3%	3.1%	TO	8%	>8%	12.5
SUBURBAN COOK COUNTY DATA	TEST POSITIVITY RATE	<=3%	3.1%	TO	8%	>8%	12.4
	DAILY CASES PER 100,000	<7	7	TO	14	>14	67
NORTH SUBURBAN COOK CO. DATA	TEST POSITIVITY RATE	<=3%	3.1%	TO	8%	>8	11.6
	DAILY CASES PER 100,000	<7	7	TO	14	>14	58.7
NEW TRIER TOWNSHIP DATA	TEST POSITIVITY RATE	<=3%	3.1%	TO	7.7	>8%	
	DAILY CASES PER 100,000	<7	7	TO	14	>14	43.3
DISTRICT 29 LOCAL AREA DATA	TEST POSITIVITY RATE	<=3%	3.1%	TO	7.6	>8%	
	DAILY CASES PER 100,000	<7	7	TO	14	>14	44.4
SECONDARY METRICS REGION 10 (DAYS OF INCREASES)	TEST POSITIVITY	<=3	4	TO	6	>=7	
	HOSPITAL ADMISSIONS	<=3	4	TO	6	>=7	

OPERATIONAL METRICS

D29 STAFFING DATA	DAILY ABSENCES	<=3	4	TO	9	>=10	
	DAILY QUARANTINED	<=5	4	6	TO	10	>=11
	UNFILLED ABSENCES	<=2	3	TO	4	>=5	
	POS/PROB CASES/WK.	<=2	2	3	TO	4	>=5
D29 STUDENT DATA	MASK COMPLIANCE	NO DATA REPORTED – ALL REMOTE LEARNING					
	SOCIAL DISTANCING	NO DATA REPORTED – ALL REMOTE LEARNING					
	DAILY ABSENCES	NO DATA REPORTED – ALL REMOTE LEARNING					
	DAILY QUARANTINED	<=5	5	6	TO	10	>=11
	POS/PROB CASES/WK.	<=5	3	6	TO	10	>=11

D29 PPE SUPPLY (DAYS OF SUPPLY ON HAND)	MASKS	60	>=30	29	TO	15	<15
	SANITIZER	60	>=30	29	TO	15	<15
	CLEANING SUPPLIES	60	>=30	29	TO	15	<15

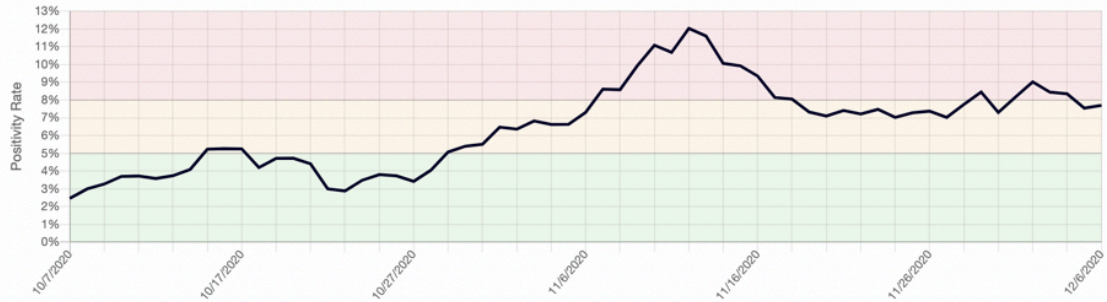
All metrics are updated weekly on Monday based on data from the previous week.

Student Mask Compliance and Social Distancing data are updated monthly.

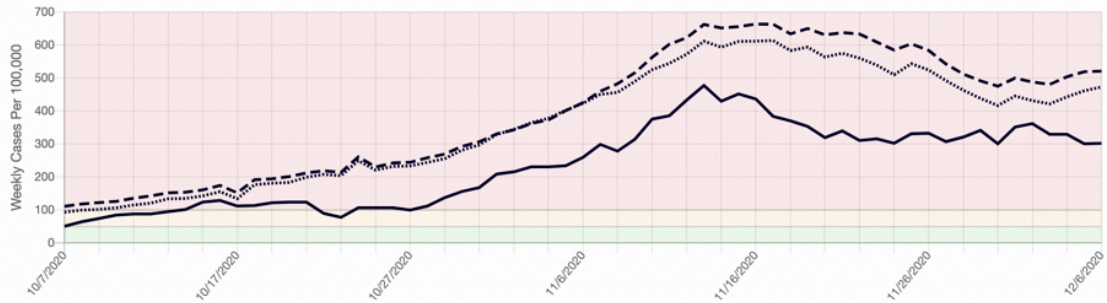
LONGITUDINAL DATA

New Trier Region

Rolling Average 7-Day COVID Positivity Rate
(Hover over the line to see the rate for a specific day)

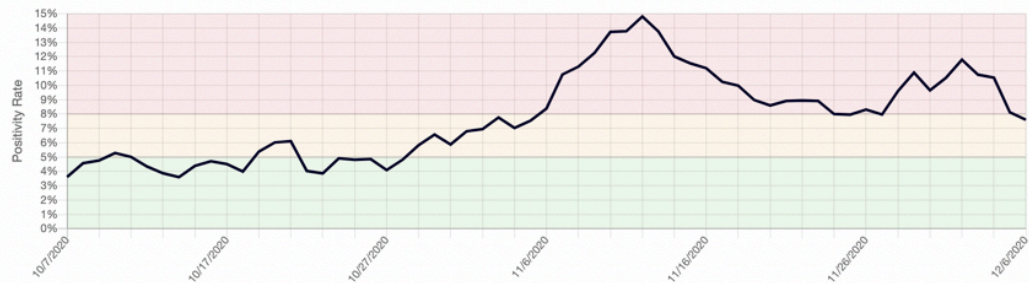


Weekly New Case Rate per 100,000 population
(Hover over the line to see the rate for a specific day)
(Solid - Selected Zip Codes; Dashed - Illinois; Dotted - Regional)

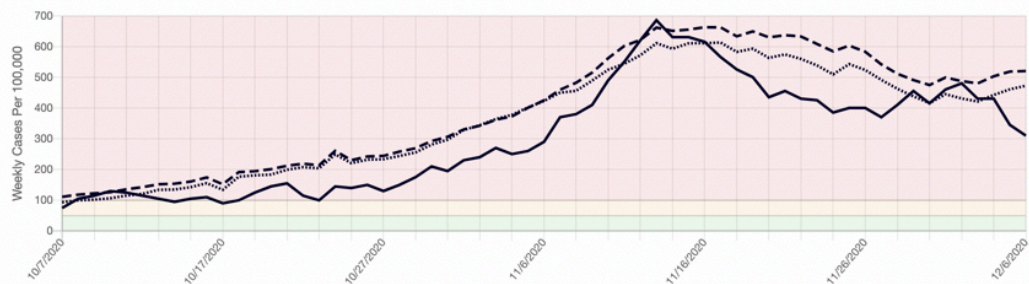


District 29 Area

Rolling Average 7-Day COVID Positivity Rate
(Hover over the line to see the rate for a specific day)



Weekly New Case Rate per 100,000 population
(Hover over the line to see the rate for a specific day)
(Solid - Selected Zip Codes; Dashed - Illinois; Dotted - Regional)





SUNSET RIDGE SCHOOL DISTRICT 29

525 Sunset Ridge Road • Northfield, Illinois • 60093
847 881 9400 • Fax: 847 446 6388 • www.sunsetridge29.org

Cultivating a learning community that engages the hearts and minds of students, one child at a time

DISTRICT 29 COVID DATA DASHBOARD NOVEMBER 9, 2020

Level of Resurgence Risk

METRICS	MINIMAL	MODERATE	SUBSTANTIAL
---------	---------	----------	-------------

RESTORE ILLINOIS PLAN	PHASE 5	PHASE 4	PHASE 3
-----------------------	---------	---------	---------

COVID-19 METRICS

REGIONAL POSITIVITY RATE	REGION 9	<=3%	3.1%	TO	8%	>8%	12.5
	REGION 11	<=3%	3.1%	TO	8%	>8%	11.9
SUBURBAN COOK COUNTY DATA	TEST POSITIVITY RATE	<=3%	3.1%	TO	8%	>8%	10.5
	DAILY CASES PER 100,000	<7	7	TO	14	>14	48.9
NORTH SUBURBAN COOK CO. DATA	TEST POSITIVITY RATE	<=3%	3.1%	TO	8%	>8%	10.3
	DAILY CASES PER 100,000	<7	7	TO	14	>14	43.4
NEW TRIER TOWNSHIP DATA	TEST POSITIVITY RATE	<=3%	3.1%	TO	8%	9.6 >8%	
	DAILY CASES PER 100,000	<7	7	TO	14	>14	44.7
DISTRICT 29 LOCAL AREA DATA	TEST POSITIVITY RATE	<=3%	3.1%	TO	8%	>8%	12.4
	DAILY CASES PER 100,000	<7	7	TO	14	>14	59.4
SECONDARY METRICS REGION 10 (DAYS OF INCREASES)	TEST POSITIVITY	<=3	4	TO	6	>=7	10
	HOSPITAL ADMISSIONS	<=3	4	TO	6	>=7	9

OPERATIONAL METRICS

D29 STAFFING DATA	DAILY ABSENCES	<=3	4	5	TO	9	>=10
	DAILY QUARANTINED	<=5	6	6	TO	10	>=11
	UNFILLED ABSENCES	1 <=2	3		TO	4	>=5
	POSITIVE CASES/WK.	<=2	2	3	TO	4	>=5
D29 STUDENT DATA	MASK COMPLIANCE	>=4.5	4.4	4.4	TO	3.0	<3
	SOCIAL DISTANCING	>=4.5	4		TO	3.0	2.0 <3
	DAILY ABSENCES	<25	21	26	TO	50	>50
	DAILY QUARANTINED	<=5	6		TO	10	>=11
	POSITIVE CASES/WK.	2 <=5	6		TO	10	>=11

D29 PPE SUPPLY (DAYS OF SUPPLY ON HAND)	MASKS	60 >=30	29	TO	15	<15
	SANITIZER	60 >=30	29	TO	15	<15
	CLEANING SUPPLIES	60 >=30	29	TO	15	<15

All metrics are updated weekly except Mask Compliance and Social Distancing ratios which are



SUNSET RIDGE SCHOOL DISTRICT 29

525 Sunset Ridge Road • Northfield, Illinois • 60093

847 881 9400 • Fax: 847 446 6388 • www.sunsetridge29.net

Cultivating a learning community that engages the hearts and minds of students, one child at a time

TO: District 29 Board of Education

FROM: Edward J. Stange

DATE: December 8, 2020

SUBJECT: December COVID-19/Task Force Update

The following is a brief synopsis of COVID-19 related information since the Board met on November 18, 2020.

- COVID-19 data has trended downward slightly in recent days. However, Test Positivity Rates and Cases Per 100,000 Residents continue to be above recommended thresholds both locally and regionally.
- The Centers for Disease Control (CDC) and local health departments continue to warn of a “surge on top of the surge” related to holiday travel and social gatherings. Empirical data related to this projected trend is expected in the weeks following the Thanksgiving holiday and the winter holidays.
- Since leaving for the Thanksgiving holiday, District 29 has reported 1 new staff (at Middlefork) and 3 new students (2 at Middlefork and 1 at Sunset Ridge) that were confirmed/probable cases of COVID-19. Since the start of the 2020-2021 school year, District 29 has had a total of 5 staff (3 at Middlefork and 2 at Sunset Ridge) and 6 students (4 at Middlefork and 2 at Sunset Ridge) that have positive/probable cases of COVID-19.
- The Illinois Department of Public Health (IDPH) has changed their reporting of COVID-19 metrics, no longer reporting “Consecutive Days of Test Positive Rate Increases” or “Consecutive Days of Hospital Admission Increases”. Instead, they are now reporting “Consecutive Days under the 12% Threshold for Test Positive Rates” or “Consecutive Days under the 20% Threshold for Hospital Bed Availability”.
- The Cook County Department of Public Health (CCDPH) continues to be silent relative to recommendations for public school relative to in-person learning. However, the Lake County Department of Public Health has noted that the population at lowest risk of contracting COVID-19 continues to be young children in the K-5th grade range. Thus, they have recommended that schools consider moving back to hybrid learning in stages after the winter break, prioritizing students in early childhood and grades K-2.

- The CDC has recommended that those without symptoms may end quarantine after seven days, followed by a negative test for the virus, or after 10 days without a negative test. The CDC has publicly stated that P.C.R. or rapid tests are acceptable, and should be taken within 48-hours of the end of the quarantine period.
- The CDC recommended that Americans who are traveling get tested for the infection one to three days before the trip and again three to five days after returning. Returnees should eliminate nonessential activities for seven days. The CCDPH continues to recommend a 14-day quarantine period for any travel outside Cook County.
- Pfizer's authorization for the beginning distribution in the US is projected for December 10, 2020; Moderna's authorization is projected for December 17. The United Kingdom has already approved and begun distribution.
- Preliminary reports indicated that in Illinois, Health care workers and long-term care facilities will be Phase 1 recipients of the vaccine. Schools are at the top of the Phase 2 distribution plan.
- At our December 7, 2020 Task Force Meeting, we reviewed the updated COVID-19 Metrics, discussed updated health department guidance, and discussed opportunities for improving the effectiveness of our Task Force meetings in a continuous improvement mindset.

RETURN TO SCHOOL TASK FORCE MEETING INFORMATION

TOPIC I: TASK FORCE PURPOSE

Background: The original purpose of the Task Force was to develop three scenarios (i.e., full remote, hybrid, full in-person) for a return to school.

Question: How has the purpose of the Task Force changed and what is the purpose of the group moving forward?

TOPIC II: TASK FORCE GUIDANING PRINCIPLES

Background: The following “Guiding Principles” were established by the Task Force in the spring of 2020 to assist in the work of the group.

Guiding Principles:

1. Promote a Healthy Physical Learning & Working Environment
2. Provide Meaningful Academic Engagement
3. Address Social/Emotional Needs
4. Facilitate Connections w/Students & Families
5. Provide Appropriate Training & Resources

Question: Is there a need to change or modify these guiding principles? If so, what changes are recommended?

TOPIC III: REFLECTIONS OF STRENGTHS AND OPPORTUNITES FOR IMPROVEMENT

Background: The processes and logistics of the Task Force have evolved over time as the goal/purpose of the group has changed.

Questions: What group processes and/or structures have worked well/promoted our effectiveness?

What group processes and/or structures have presented a challenge to the effectiveness of the group?

How we improve our processes and/or structures to make the Task Force more effective and efficient in accomplishing our goals?